


# Art Program Newsletter

Palouse Prairie  
Charter School

arts  
IDAHO

NATIONAL  
ENDOWMENT  
for the **ARTS**  
arts.gov

Fall 2024



# Hello!

Through the generous support of the Idaho Commission on the Arts, PPCS has been able to implement a k-MS Visual Art Program this year. Kindergarten through 5th grade have art every other week on a rotation, and the Middle School students can select visual art for one of their electives. The program is led by Lauren McCleary, PPCS parent, and University of Idaho Clinical Assistant Professor of Art Education and co-taught with local artist, Em Thomsen. In this newsletter we wanted to share process images and context for what your students have been up to in art class!

K-5th grade started the semester with a collaborative banner. Each student added elements to the banner, and we talked about the different things “art can be.”





We also established some art class norms that included taking care of the art tools, celebrating and respecting our ideas, and being open to trying new things.






## Exploring Lines

Students in the K-2 block engaged with the Visual Art Element of “Line” using pipe cleaners to make a small sculpture. Next, they practiced observational drawing by looking closely at their sculptures and rendering the lines on paper.

Looking at the wire drawings of Alexander Calder, 3rd, 4th, and 5th graders created their own wire drawings using pipe cleaners and sculpture wire. They started with contour line drawings of animals, leaves, or portraits and then bent and connected the wire to translate the drawing into a more dimensional version.








## Exploring Shape

Next K-2 students engaged with the Visual Art Element of "Shape."

Kindergarteners created paper collage monsters inspired by author and illustrator, Ed Emberly.

1st and 2nd graders created playful masks using fabric and paper scraps.





## Exploring Shape

3rd graders explored color and shape by creating silhouette images and using bingo daubers with liquid watercolor for a background design. They were challenged to use all colors of the same warm or cool color family.








## The Art of Food

The paper collaging continued with a special visit and lesson from PPCS parent and WSU Schnitzer Museum of Art Education Director, Kristin Becker. The students looked at images from the exhibit *The Art of Food*, and focused on a sculpture by local artist Marilyn Lysohir. They were asked: "What special foods do you make with your community/family?" Students then chose one healthy food and one dessert they wanted to share and made collages showing these dishes and glued their artwork to a communal class tablecloth.



## The Art of Food

In 3rd, 4th, and 5th grade, students looked at "Four Lemons" by artist Donald Sulton, and a series by Ellsworth Kelly called "Suite of Plant Lithographs."

After noticing the use of contour line and shape to represent the fruits and vegetables, the students practiced contour line drawings from life utilizing fruits and vegetables that were brought in. From there the students selected one drawing to cut out and repeat on colored paper to compose a grid inspired by Donald Sulton's work. They played with positive and negative shape as well as foreground and background to create colorful combinations and great attention to the unique shapes of the food.



## Color Challenge

The 5th grade engaged in a color mixing challenge with teacher Em to see how many different tints and shades of colors they could create from only red, blue, yellow, white, and black.



Beautiful colors were mixed up and some students reached over 100 different hues.

# Alphabet Art

The Alphabet inspired the next art exploration. Kindergarteners viewed Jasper Johns' Alphabet painting and then created colorful grids using crayon and watercolor resist to celebrate the letters.

1st and 2nd graders took on Foil Illuminated Letters. They used their fine motor skills to apply glue and yarn to their letter designs before covering them with foil and emphasizing the raised lines by filling the negative spaces with colorful permanent markers.







# Expressive Animals

3rd graders created these expressive animal portraits to go along with a research and writing project.

To create the artworks they used watercolor pencils to make vibrant and colorful backgrounds. Then they referenced a printed image of their animal and used observational drawing skills to render the animal using black oil pastel over the background.







## Middle School Art

The Middle School Art elective started in the second quarter. Students started with a constructed form collage, and did a drawing of the form to practice pencil control to create value.

Next they worked with acrylic paint pens to add pattern and design to large CREW letters and to create abstract self portraits on transparency film.







The art enthusiasm from the students has been incredibly fun.

We are looking forward to more creative explorations in the second half of the year!

